


























List of Resource Items from our SSDB Partners in the Resource Package:


#	Organisation	Message	Resource Item	Instruction for Items	Learning Outcomes	Quantity	Submissions	Additional info/Resources
1.	 <p>Gardens by the Bay</p>	<p>Show Your Appreciation for Nature! – Understand the importance of plants and learn to appreciate and care for them to make Singapore a better place for all of us to live in.</p>	<p>1) e-Books: i) A New Home for Darcy & Freddy ii) The Big Clean Up iii) A New Friend iv) Sam, Sebbie and Di-Di-Di & Xandy at Gardens by the Bay</p> <p>2) Show Your Appreciation for Nature! Teachers’ e-Resource Kit</p>	<p>a. Download the e-books from the link below and read them to the children. https://www.gardensbythebay.com.sg/en/education/publications/e-books.html</p> <p>b. The Show Your Appreciation for Nature! Teachers’ e-Resource Kit will be launched in April 2020. Pre-schools on board the GB SSDB 2020 project will be emailed a copy of the e-resource kit once it is launched.</p>	<p>1) Appreciate the importance of plants 2) Identify the ways in which plants are useful to us 3) Recognise the need to protect plants</p>	<p>E-books can be used in the classroom or as a parent-child reading activity (one per class or one per child/parent)</p> <p>The Show Your Appreciation for Nature! Teachers’ e-Resource Kit contains useful information and suggested activities to be conducted in the classroom and at the Gardens (one per teacher)</p>	<ul style="list-style-type: none"> Teachers may take photos of the children reading the e-book and/ or visiting the Gardens and share them with us via email at education@gardensbythebay.com.sg.  https://www.facebook.com/gardensbythebay/  https://www.instagram.com/gardensbythebay/ 	<p>Participating pre-schools are encouraged to attend Nurture & Nature – A Pre-school Learning Festival at Gardens by the Bay from 20 to 24 April 2020 to take part in learning journeys and workshops to learn more about appreciating nature. Please email education@gardensbythebay.com.sg for more information or to pre-register for the festival.</p>
2.	 <p>SINGAPORE</p>	<p>Everyone has a role to contribute and to preserve a safe and conducive Singapore for living, work and play! We seek to have children to appreciate how a safe environment is not to be taken for granted. This includes awareness of danger and its mitigation, appreciation of health and social progress. Our aim is for kids to be aware and take age-appropriate actions for:</p> <p>1) A Mozzie-Free environment 2) Blood Donation Awareness & Advocacy 3) Hands-Only Cardio-Pulmonary Resuscitation (CPR) 4) Water Security and the importance of saving water</p>	<p>E-copy of art and craft sheets</p>	<p>Kids can follow the instructions on the activity sheet to cut out Red Cross Juniors Characters and colour the cards and share the messages with their family and friends.</p>	<p>Children will appreciate and be made aware of the following:</p> <ul style="list-style-type: none"> What children can do to ensure a mozzie-free environment Blood donation, Hands-Only CPR and first aid - how these can save lives Importance of good water-saving habit through the guidance & facilitation by teacher/parent 	<p>E-copy (1-page) can be downloaded from a dedicated URL and teachers/parents can print them out for classroom/home use (one per child).</p>	<ul style="list-style-type: none"> Snap a photo of children at play with the cut-out Email to redcrossjunior@redcross.sg or post on social media and include the following hashtags: ⇒ @sgredcross ⇒ #redcrossjuniors ⇒ #SRCxSSDB  https://www.facebook.com/sgredcross/  https://www.instagram.com/sgredcross/ <p>Showcase</p> <ul style="list-style-type: none"> Within individual centres Participating schools for SSDB with SRC - Showcase can be done during Humanitarian Trail (Show and tell) 	<p>Schools participating with SRC for SSDB2020 will be receiving/doing the following:</p> <ol style="list-style-type: none"> Red Cross Junior Magazine (Issue1/2020) (to be used in classrooms) – Teachers can use the magazine in the classroom to conduct activities to emphasize the importance of <ol style="list-style-type: none"> Blood Donation Mozzie-free environment Invitation to the Red Cross Youth’s Humanitarian Trail at the Red Cross campsite (3hrs) - Children and teachers can go through an interactive trail to learn more about <ol style="list-style-type: none"> Hands-On CPR Importance of saving water








#	Organisation	Message	Resource Item	Instruction for Items	Learning Outcomes	Quantity	Submissions	Additional info/Resources
3.	Wildlife Reserves Singapore 	Protecting the environment and wildlife is a community effort – we should work together to prevent littering, and to care for wildlife. The earth is our home, and it is everyone’s responsibility to care for it.	a. Living Classrooms (English) – a catalogue of all the English preschool programmes available across all 4 wildlife parks. b. Information card about the possible project collaborations with WRS.	a. Teachers can use this catalogue to find English programmes that are suitable for their children based on their interests. There are also suggested activities for teachers to conduct on their own which will complement the programmes. b. Teachers can get an idea of possible project collaborations with WRS and also have a guide on how their children can be involved.	<ul style="list-style-type: none"> Understand the need for responsibility (over personal actions, over the environment) Stimulate empathy and compassion Promoting language and literacy Cultivate environmental awareness from young 	One set per class/teacher.	<ul style="list-style-type: none"> Snap a photos of teachers using the resources for projects or classes Hashtag their photos with: <ul style="list-style-type: none"> ⇒ #singaporezoo ⇒ #riversafari ⇒ #jurongbirdpark <p>  https://www.facebook.com/wrs.sg/  https://www.instagram.com/wrs.ig/ </p> <p>Showcase We encourage centres to plan projects and showcases that engage their own neighbourhoods and communities.</p>	a. Link to purchase Bug Explorer Kit: https://estore.wrs.com.sg/product-bug-explorer-kit-teacher-resource-kit <ul style="list-style-type: none"> Teachers can use the teacher guide, picture cards and props to engage children in discovering the fascinating world of insects. b. Link to WRS online learning resources: https://www.wrs.com.sg/en/singapore-zoo/learning-with-us/resources.html <ul style="list-style-type: none"> Teachers can use our free online resources to conduct learning journeys, or even adapt them for their own outdoor learning classes.
4.	S.E.A. Aquarium at Resorts World Sentosa 	S.E.A. Aquarium aims to acquaint children with the majestic oceans and their inhabitants , as well as to explore the interconnectedness between our lives and various aquatic habitats that are right here in or around Singapore . We hope to instil values in children to make Singapore waters a safer and better place for the marine community. Through tiny tweaks to their daily routines, children can take action by exploring and understanding some of the possible effects of our daily actions on the marine community, and co-create or realise ideas to protect the marine animals and their homes.	E-Resources: – Poster – Activity sheet templates – Educator resource guide	Educators are to use the poster as a tool to allow children to explore and discuss topics on marine animals and conservation. Using the activity sheet templates, a brainstorming session is to be conducted to list down children’s inquiries and to plan out related activities to address those questions.	<ul style="list-style-type: none"> Identify various marine animals found in Singapore’s waters Discuss current marine conservation issues (local and regional) Employ ideas that can be applied in our daily lives to tackle marine conservation issues 	One set per class/teacher.	<ul style="list-style-type: none"> Teachers may snap photos of the class in session/activities conducted and share them with us. We highly encourage pre-schools to share their ideas and efforts on their Facebook/Instagram and tag: <ul style="list-style-type: none"> ⇒ @rwsentosa ⇒ #seaaquarium ⇒ #seaa ⇒ #rwsmoments <p>  https://www.facebook.com/ResortsWorldatSentosa/  https://www.instagram.com/rwsentosa/ </p> <p>Showcase</p> <ul style="list-style-type: none"> Within individual centres Please feel free to discuss with the S.E.A.A. Education team on showcasing the children’s efforts and projects for a wider or further engagement. 	Learning journey programmes: 1. S.E.A.A. Discovery Tour (also known as Ocean Quest) 2. Mai’s Underwater Journey Kindly refer to https://www.rwsentosa.com/en/attractions/sea-aquarium/education-and-programmes/pre-school-programmes for more details on the learning journeys.


#	Organisation	Message	Resource Item	Instruction for Items	Learning Outcomes	Quantity	Submissions	Additional info/Resources
5.	Down Syndrome Association (Singapore) 	<p>We believe that all persons with Down syndrome are differently abled and should be given equal opportunities hence our works focus on exemplifying their abilities and advocating equal rights for them.</p>	E-version brochure of Down Syndrome Association (Singapore)	Awareness Talks can be conducted at the individual centres. We are able to conduct talks for both the students, parents and teachers.	To educate members of public to embrace the differences and walk alongside our persons with Down syndrome towards a more inclusive society.	One per centre. Centres may print more copies to share.	<p><u>Showcase</u> Awareness Talks can be conducted at the individual centres. We are able to conduct talks for both the students, parents and teachers.</p>	<p>For the partnering centres, we can provide these resources to assist fundraising activities:</p> <ul style="list-style-type: none"> • Donation box/tin • Pull up banner/brochures • Donation cards • Merchandise (on consignment basis) – hand-made handcraft by our beneficiaries • Sharing/Awareness talk on Down syndrome • Volunteer Opportunities – for centres to conduct activities for our beneficiaries. <p>Website: www.downsyndrome-singapore.org</p>
6.	National Parks Board 	Choose from a range of printable activities that feature our local flora and fauna .	E-copies of printable activities (colouring pages, connect-the-dot worksheets etc) from https://www.nparks.gov.sg/learning/programmes-for-schools/preschool-educational-resources/printables .	Teacher can further enrich the children's learning by downloading the worksheets and go through the various plants and animals and share more about each species by utilising https://www.nparks.gov.sg/florafaunaweb/ .	<ul style="list-style-type: none"> • To be exposed to the names of the flora and fauna found in their immediate surroundings or locally • To appreciate the local flora and fauna 	One per child.	<p>Would appreciate if teachers submit photos of any work done by students in conjunction with these poster and tag #nparksbuzz on social media.</p> <p> https://www.facebook.com/nparksbuzz/</p> <p> https://www.instagram.com/nparksbuzz/</p> <p><u>Showcase</u> Within individual classes.</p>	<p>More printable worksheets and resources at https://www.nparks.gov.sg/learning/teaching-and-learning-resources/worksheets.</p> <p>Downloadable preschool educational resources: https://www.nparks.gov.sg/learning/programmes-for-schools/preschool-educational-resources.</p>
7.	National Library Board 	Be an Earth Hero: Hey there! So you're here to find out how you can be an Earth Hero too? Well, each of us has a part to play in reducing pollution, waste and the misuse of Earth's natural resources. It is up to us to protect our planet!	Earth Hero Activity e-Booklet.	Kids can colour and attempt simple activities from the booklet, bring it home and read out the messages with their parents/siblings.	Understanding ways on how kids can do their part in saving the environment.	1 per child.	<p><u>Showcase</u> Within individual centres.</p>	<p>More books with environmental themes can be found at My Tree House at Central Public Library. For enquiries, please contact enquiry@nlb.gov.sg.</p>





#	Organisation	Message	Resource Item	Instruction for Items	Learning Outcomes	Quantity	Submissions	Additional info/Resources
8.	National Environment Agency (NEA) 	NEA's approach to Environmental Education is values-based and values-in-action. We hope to encourage the values of Care, respect and responsibility for the environment in students so that they embrace positive social values and norms and champion environmental issues in the larger community, their neighbourhoods.	<u>E-resources:</u> <ul style="list-style-type: none"> Teachers' Resource Pack - Dengue module A Quest to Save the Edmoral Kingdom Captain Green - Clear Your Plate Captain Green - The Sick Day Captain Green - The Birthday Surprise Captain Green Quick Teach Cards 3R Awareness Kit Captain Green's 7 Eco Habits (Video) 	<ul style="list-style-type: none"> Teachers' Resource Pack – Supplementary Quick-teach cards (in collaboration with Ngee Ann Polytechnic) Captain Green e-Storybooks (2-6) – Guide for teachers to conduct environmental activities in the pre-schools to teach them to be responsible for their own actions and to care for the environment 3R Awareness Kit – Pictocards and Guides for teachers to utilise them Captain Green's 7 Eco Habits – video to show students 	Students to adopt values and learn about ways of caring for the environment together.	1 per class for each e-resource.	-	-
9.	Singapore Art Museum 	Every job is important to Singapore!	Activity sheet (e-version).	Kids are encouraged to dress up in their dream job and pose for a photo as a class/grouped according to their "professions". E.g. Business/finance, healthcare, law enforcement etc.	Understand how every job contributes to the society in its own way.	Teachers can choose to print 1 copy for the class or to have a group photo for each group of "professions".	The activity sheets need not be collected back. Appreciate if teachers can snap photos of the cards and share it with us on their Facebook page/Instagram by tagging ⇒ #SingaporeArtMuseum ⇒ #thelearninggallery  https://www.facebook.com/singaporeartmuseum/  https://www.instagram.com/singaporeartmuseum/ <u>Showcase</u> Within individual centres.	The Learning Gallery exhibition guide: https://www.singaporeartmuseum.sg/-/media/sam/files/exhibitions/the-learning-gallery/learning-gallery_shortguide_web.pdf?language=en&hash=042231B0616EEE12742A8072D4541FAAFD401751

#	Organisation	Message	Resource Item	Instruction for Items	Learning Outcomes	Quantity	Submissions	Additional info/Resources
10.	Public Utilities Board 	Make Every Drop Count, Use Water Wisely.	<ol style="list-style-type: none"> Water Champion Activity A Water Wally Adventure Storybook with teacher's guide Water related storybooks from partners <ol style="list-style-type: none"> Meng Was Thirsty Timmy's Water Adventure Through Time 5-water saving tips colouring sheets Various learning trail booklet with teacher's guide <ol style="list-style-type: none"> MacRitchie Reservoir Bishan-Ang Mo Kio Park Sengkang Floating wetland PUB's videos (3 video links) 	<ol style="list-style-type: none"> Water Champion Activity- Parent-child activity. Collect 5 water droplets by completing the activities on the card. For completed activity card, the children can redeem a Water Wally token A Water Wally Adventure Storybook- Teachers can share the story with the children and carry out activities from the teacher's guide. Water related storybooks from partners-For classroom sharing 5-water saving tips colouring sheets For classroom sharing Learning trail booklet – for teachers/parent Links to PUB's videos- For classroom sharing 	To create awareness on water conservation and how to use water wisely.	1 per teacher/parent.	<p>For the Water Champion Activity, teachers can collect and submit the e-cards with digital photos/softcopies of the completed activities to PUB.</p> <p><u>Showcase</u> Within individual centres.</p>	<p>The following physical collaterals can be provided to centres upon request (to be displayed in centres):</p> <ul style="list-style-type: none"> Water conservation posters Water conservation mirror stickers <p>Should centres be interested, please write-in to PUB.</p>
11.	Dyslexia Association of Singapore 	To raise awareness of dyslexia , the importance of early intervention, the struggles of pre-schoolers who may be at risk of learning differences and the difficulties they face with reading, writing and spelling.	<ol style="list-style-type: none"> Paper dice e-activity sheet Preschool mass screening flyer (physical) 	<ol style="list-style-type: none"> For Paper Dice e-Activity Sheet, kids are to colour the faces of the dice, cut it out (with adult supervision) and fold and glue along the sides to make into a dice. They can then do the exercises on the different faces of the dice. 	<ol style="list-style-type: none"> To understand the difficulties their peers may face and to learn to be supportive and inclusive of all. To raise awareness among parents and educators of the objective of the free mass screening exercise. 	1 per child/parent	<p>The dice need not be collected back. Appreciate if the teachers can snap photos of the cards and share it with us.</p> <p>Also, we will like to encourage the pre-school centres to post their efforts on their Facebook page/Instagram and tag #embracedyslexia.</p> <p> https://www.facebook.com/DyslexiaSG/</p> <p> https://www.instagram.com/dyslexiasg/</p> <p><u>Showcase</u> Within individual centres.</p>	www.das.org.sg

#	Organisation	Message	Resource Item	Instruction for Items	Learning Outcomes	Quantity	Submissions	Additional info/Resources
12.	Info-communications Media Development Authority 	PlayMaker – Inspire young children to play and make with technology, sparking imagination and building creative confidence.	PlayMaker e-Brochure	-	Understand what PlayMaker programme can offer pre-schools and inform pre-school educators of the upcoming activities for the pre-schoolers.	1 per educator.	-	www.codesg.imda.gov.sg/in-schools/playmaker-overview/

#	Organisation	Message	Resource Item	Instruction for Items	Learning Outcomes	Quantity	Submissions	Additional info/Resources
13.	President's Challenge Secretariat 	Mission to spread the message of caring and sharing to all.	Stickers	Kids can write their names on the stickers as a Special Agent and do good in their communities.	To spread the message of caring and sharing.	1 sheet per child (subject to availability)	<p>The stickers need not be collected back. Appreciate if the teachers can snap photos of the kids with the stickers doing good and sharing with us.</p> <p>Also, we will like to encourage the pre-school centres to post their efforts on their Facebook page/Instagram and tag #presidentschallenge</p> <p> https://www.facebook.com/PresidentsChallenge/</p> <p> https://www.instagram.com/presidentschallenge.sg/</p>	President's Challenge: www.pc.org.sg
14.	Singapore Kindness Movement 	A Kinder Singapore – Kindness starts with us! We can all do our part to make Singapore a kinder place for everyone to live in.	Kindness Drawstring Bags – featuring the Kindness Cubbies and a kindness message (to be distributed by end-Apr' 20) 	Some ways which the bags can be used: <ul style="list-style-type: none"> Students can create tokens with kindness messages to put in the bag, then give the bag to a friend, or someone who needs a pick-me-up Students can use it as a goodie bag to giveaway to the public or to the needy 	Kindness can be easily shown to others with the five magic words ('sorry', 'please', 'thank you', 'you're welcome', and 'excuse me'). It can also be shown through actions, such as giving and helping others in our community, in the form of financial aid or gifts to brighten their day. We hope the students will be able to understand and remember the kindness message on the drawstring bag, as well as realise how small acts of	Drawstring bags – one for each child	<p>Teachers can snap photos of how they have used the provided materials and share them with us.</p> <p> https://www.facebook.com/kindnessSG/</p> <p> https://www.instagram.com/kindnessSG/</p>	SKM pre-school programmes: <ol style="list-style-type: none"> 'Small Kindness, Big Friendship' Puppet Show <ol style="list-style-type: none"> For more information: https://kindsville.kindness.sg/programmes/magic-kindsville-show/ Kindsville Tour for K1s/K2s <ol style="list-style-type: none"> For more information: https://kindsville.kindness.sg/programmes/kindsville-tour-2020/ Kindness Day SG Packages <ol style="list-style-type: none"> All schools will receive the Kindness Day SG (KDSG) resource package without needing to register. Deliveries will be done in April. The

#	Organisation	Message	Resource Item	Instruction for Items	Learning Outcomes	Quantity	Submissions	Additional info/Resources
					kindness can make Singapore a better place for everyone to live in.			<p>package will include resources and materials that we hope will be useful in helping teachers impart lessons about kindness to the children.</p> <p>4) The Kindsville Website at https://kindsville.kindness.sg/ also contains more educational resources for pre-schoolers:</p> <ol style="list-style-type: none"> e-copies of books about kindness art and craft ideas Singa and the Kindness Cubbies Animation Series <p>5) Singa Ez-link charm</p> <ol style="list-style-type: none"> SKM will be selling Ez-link charms to schools at a price. Schools can then sell the charms at a cost (no lower than the price set by SKM), to raise money for charity. Proceeds from these sales will go to President's Challenge, in the name of the school.
15.	Ministry of Defence (Nexus), Temasek Foundation 	<p>Singapore, My Little Red Dot (activity book and adventure box) is an interactive tool that teaches values such as unity, resilience, teamwork, vigilance and staying prepared.</p> <p>The objective of these resources is to enable children to understand the five values and how these connect with their everyday experience. We hope to encourage children to apply these values into their daily lives.</p>	Activity book, Adventure Box, and Stickers	<ol style="list-style-type: none"> Teachers are encouraged to first read the book in the adventure box to kids, to familiarise them with the characters and the values. There are interactive activities within the book such as colouring, counting and going through mazes. From the adventure box, kids will be able to create their own aquarium. Based on the different weather conditions that come up, they can choose characters best suited to withstand the situation. 	It is important for pre-schoolers to understand the five values in the resources and how they can apply these values in their daily lives.	<p>Five sets of adventure boxes (inclusive of five activity books) per centre. Each set can be played between five to six children.</p> <p>There will also be about 200 MLRD stickers per centre for students to use.</p> <p>Beyond Start Small Dream Big, all pre-schoolers will be given a copy of the Singapore, My Little Red Dot book. There will also be activity cards within the book for the parents to</p>	<p>Educators to:</p> <ul style="list-style-type: none"> Provide feedback on the book and the box through an online survey that will be promulgated through ECDA. Share pictures of kids having fun with the adventure box and doing the addition role-playing activity with their own cut-outs. <p><u>Showcase</u> Within individual centres.</p>	<p>For more information on Total Defence resources, please visit www.totaldefence.sg.</p> <p>For more information on Stay Prepared, please visit www.stayprepared.sg.</p>

#	Organisation	Message	Resource Item	Instruction for Items	Learning Outcomes	Quantity	Submissions	Additional info/Resources
						engage the children with.		
16.	Community Chest  <small>The NCSS Fund-Raising and Engagement Arm</small>	Care Deeply Share Freely in our Daily Life.	Sharity & Friends Cootie Catcher 	Children are encouraged to assemble their cootie catcher (instructions inside) and play with their family members and friends, which include ways they can be like Sharity to others or how they can care for and share with others. 3)	Reflection on the importance of being socially responsible citizens who care and contribute meaningfully to the community so that they can share with unbridled enthusiasm, and make Singapore a more inclusive home for everyone.	One per child.	<ul style="list-style-type: none"> Resources need not be collected back. We highly encourage children to post a creative photo of their completed craft on our related facebook page with the following hashtags: ⇒ #CareDeeplyShareFreely ⇒ #TeamSharity Teachers may also snap photos of the class in session/activities conducted and share them with us at Team_Sharity@ncss.gov.sg.  https://www.facebook.com/comchest/  https://www.instagram.com/comchestsg/	Check out our edutainment videos and animations on our YouTube channel: www.youtube.com/SharityOfficialChannel .