


LittleLives

LittleLives SSDB 2020 Briefing





LittleLives

**You are not just writing a story,
You are starting a **movement**;
Your stories will inspire others, **worldwide**.**



Start Small Dream Big 2019

830

Participating
Schools

1,900

Stories

49,000


Participating
Children

29,800

#SSDB2019
Post Reach

no one
can do
everything
but everyone
can do
something





LittleLives

3 Steps to Posting Stories



Log into littlelives.com website

- ✓ Update Profile Photo & Password
- ✓ Edit Organisation Information
- ✓ Add Staff Accounts



Sign in to LittleStories App




- ✓ Download the App
- ✓ Write Stories
- ✓ Administrator to Approve Stories



Start Small Dream Big Web Portal

- ✓ View Schools & Stories

Click for more
information




LittleLives

Tips to Improve the Success of Your Stories 😊



RULE #2

BE SOLUTION-ORIENTED



LittleLives

Tip 1: Start Early!

Tip 2: Involve Parents & Community

Tip 3: Write Quality Stories





LittleLives

Tip 1: Start Early!



STORY 1: BRAINSTORM

Come up with Project Idea

STORY 2: PLAN

Planning for the Project

STORY 3: EXECUTE

Execution of Project

STORY 4: REFLECT

Reflection after Project



LittleLives

Earth Warriors Learning Vision @The Grassroots' Club

Prior to the launch of SSDB 2018, our Earth Warriors and their families has pledged to save the earth by doing their part at home. Parents were involved by helping to capture moments of their Earth Warriors in action.



"We usually sort our rubbish and pack them to recycling bin."

-Ding Boon's Mummy



This is Adam, all ready to buy groceries. We use a shopping bag so we don't use too many plastic bags. We also recycle plastic and bottles when we can.



Adam also helps us to switch off lights when we don't use them. He still has to tiptoe to reach the switches but he does a great job with it.

Captions by: Adam's Mummy

Caring for People with visual impairment - Part 2

We are excited!

After being introduced to ways they can help people who are visually impaired, children were excited and could not wait to begin. Many of them wanted their parents to play a part as well and some of them talked to their parents about it on the day of the launch itself.

Partnerships were fostered with the following organisations:


1. Singapore Association for the Visually Handicapped (SAVH)
2. IC2Prephouse
3. Compass One Shopping Centre

Tip 2: Involve Parents & Community

Tip 3: Write Quality Stories

- ❖ Good use of photos
- ❖ Clear structure
- ❖ Include reflections from participants & target beneficiaries





LittleLives


Tip 3: Write Quality Stories


Good use of photos

Tip 1: Get down to the child's level

You will be able to:

- ✓ Capture a more **interesting background** behind your child
- ✓ Prevent from capturing a **distorted** view of child
- ✓ Capture child's **expression** during activity





LittleLives

Tip 3: Write Quality Stories


Good use of photos

Tip 2: Shoot with the sun behind you

You will be able to:

- ✓ Capture **brightly lit** shots of your child
- ✓ Enhance the **tone, mood and atmosphere** of the captured moment





LittleLives

Tip 3: Write Quality Stories

Clear Structure

- [Show & Tell](#)
- [Headers](#) that depict paragraph's main idea / Project milestone
- Consistent [pattern](#) of appearance for words and visuals
- [Short paragraphs](#)




Recommended Guidelines for LittleStories

For example

Story 1 : Project Idea & Launch Party

Story 2 : Project Journey



Title of Story

Para 1 _____

Introduction

Image

Image

Para 2 _____

Elaboration

Image


Image

Para 3 _____

Reflection & Planning

Para 4 _____

Hyperlink to previous
story (if applicable)



LittleLives

Tip 3: Write Quality Stories

Caption your photos!




My First Skool @ Pasir Ris 1

Zann • 30 AUG 2018

Uncle Mamoon's secrets to keeping the neighbourhood clean!



As part of the "Start Small Dream Big" initiative, the K2 children of My First Skool @ Pasir Ris Drive 1 embarked on a project titled 'Uncle Mamoon's secrets to keeping the neighbourhood clean'.



LittleLives

Tip 3: Write Quality Stories

Include reflections from participants

Sensorial Connections @ Blk 261

And it's a wrap!

The kids and their families donated a total of \$4176.00 for the President's Challenge!

We chose Singapore Association of the Visually Handicapped as our beneficiary.

Though the amount collected was impressive, what was more valuable was the experience that each of our 160 children and their families went through.

The teachers merely acted as the facilitators and the children mostly took charge - from writing letters to organizations to request for sponsorships to packing the goodie bags to leading their parents around for the activities.

We coincided the cheque presentation with the last part of our SSDB project so that our parents and their children (the main contributors) can witness the presentation.

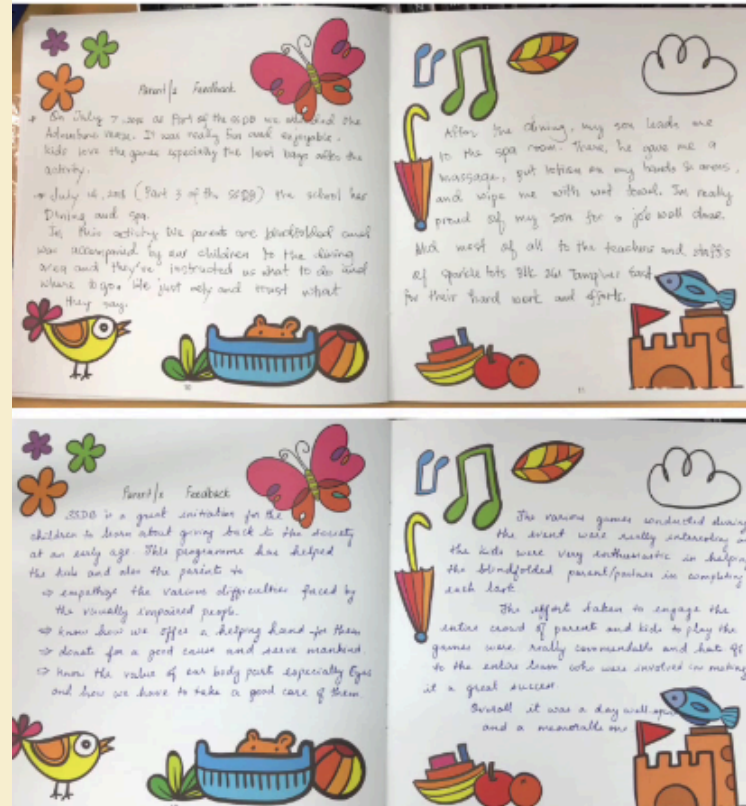
We invited representatives from SAVH (Mdm Fauziah) and NCSS (Ms Juliana) to receive the cheque.




Post Project Feedback

Parents also gave their feedback.

Many were also happy to share the experience and felt that they learned quite a bit from the experience too.






LittleLives

SSDB Website 😊



RULE #3

THINK BIG PICTURE



LittleLives

<https://stories.littlelives.com/p/startsmalldreambig>



Google Bookmark



Facebook



More



Like 1

Raise awareness for your cause, and share the good work your children are up to, by sharing them on social media as well ;)





LittleLives



LittleLives

ABOUT

SCHOOLS

STORIES

RESOURCES



Start Small
Dream Big

Watch all our SSDB videos
on YouTube!



Publications Documents

ECDA SSDB Document 1

Lorem ipsum dolor sit amet, consectetur adipiscing elit, sed diam
nonummy nibh euismod tincidunt ut.

[Read more](#)

**Access past resources
and SSDB's documents
under our resources**



Timeline for SSDB 2020

April

✓ Organisation Profile Completed on LittleLives

May

✓ 1st Story Posted

June-August

✓ More Stories Updated

September

✓ Final Story Posted


September

✓ Orders Placed for Centre's SSDB Booklet

October

✓ SSDB Finale @ Early Childhood Conference





LittleLives

Getting Support



RULE #3

THINK BIG PICTURE



For Project-Related Support

Email: ecda_so@ecda.gov.sg



For Technical-Related Support

Email: feedback@littlives.com



THANK YOU!

