


FUTURE OF PLAY

earlyread@nlb.gov.sg



NLB

National Library Board
Singapore

THE FUTURE OF PLAY

OBJECTIVES

- Use play activities to help children to care for their surroundings
- Promote play activities using the resources provided by National Library Board

SUGGESTED ACTIVITIES THAT SCHOOL CAN USE, TO PROMOTE THE OBJECTIVES

Discovery of the World – Growing a Beanstalk

- **Materials:**
- Cardboard Egg trays OR Recycled plastic cups
- Cotton wool
- Kidney beans
- Showcase cabinet to display the lifecycle of the growing plant


Instructions:

1. Line the plastic cup with cotton wool
2. Place the kidney beans on the cotton wool
3. Squirt with plenty of water



Growing a Beanstalk

Young toddlers learn best through hands-on activities and experiences. Growing a Beanstalk is a simple science experiment that enhances the children's fine motor skills and teaches them responsibility and patience.



- Book Recommendation
 - **Title:** Jasper's beanstalk
 - **Author:** Nick Butterworth
 - **Section:** Early Literacy Picture Books
 - **Call No:** English BUT
 - **Book Review:**
 - Jasper plants a bean. He waits for it to grow into a beanstalk all week. How long will he have to wait before he can start looking for giants?

Discovery of the World - **Feel & Find (A Sensory Box)**

- **Materials:**

- Box with opening
- Objects: Faux owl, faux mouse, fake grass, pebbles, seeds, feathers, twigs, bird's nest, eggs, flowers/mushrooms
- Flashlight (with spare batteries)

Instructions:

1. Reach your hands into the box.
2. Find the object on the card using only your sense of touch.
3. Pull it out and show us the object
4. You can switch on the flashlight at the side of the box to see what other objects you can find in the box



Feel & Find (A Sensory Box)

We LOVE spending time outdoors and one way for young children to learn about the outdoors is through their senses. These sensory bins are a great way for children to learn using all five senses at once.



- Book Recommendation
 - **Title:** Flashlight
 - **Author:** Lizi Boyd
 - **Section:** Early Literacy Picture Books
 - **Call No:** English BOY
 - **Book Review:**
 - Inside a tent, it's cozy. But what is going on outside? Is it dark? Not if you have your trusty flashlight! Told solely through images and using a spare yet dramatic palette, artist Lizi Boyd has crafted a masterful exploration of night, nature and art. Both lyrical and humourous, this visual poem – like the flashlight beam itself - reveals there is magic in darkness. We just have to look for it.


Language & Literacy – Pool Noodle Word Fun

- **Materials:**

- Pool noodles
- Plastic bins
- Index cards (recycle, reuse, reduce, plastic, metal, marine, love, green, grow, etc)

Instructions:


1. Look at the words on the index card
2. Hunt for the letters to spell the word
3. Spell as many words as you can! The one who spells the most words wins!



Pool Noodle Word Activity

Join the wriggly pool noodle letters to create fun and exciting words! Preschoolers will pit their spelling skills against one another while trying to hunt for the many letters in the word bin. The fastest speller wins!

Pool Noodle Word fun is a fun game to practice learning to read and it is a great tool for problem solving and building fine motor skills.



- **Book Recommendation**
 - **Title:** D is for Duck!
 - **Author:** David Melling
 - **Section:** Early Literacy Picture Books
 - **Call No:** English MEL
 - **Book Review:**
 - Come on an alphabet adventure with Duck. Duck is a magician. Abracadabra! He can conjure up a bunny, a chicken and even a king of the jungle. But can he make a dragon disappear?.

Aesthetic & Creative Expression - Hands on Hand Drum

- **Materials:**

- Transparent recycled plastic bowls
- Colourful rubber bands
- Balloons




Instructions:

1. Get a strong and sturdy paper cup
2. Cover the lid of the cup with the balloon provided
3. Secure the balloon to the cup with a rubber band
4. Get creative and personalize your own drum with the stickers provided!

Hands On Hand Drum

Words consist of syllables – a unit of pronunciation comprising one vowel sound. Children can learn new words by listening to sounds using the rhythm of a drumbeat where each beat or sound represents a syllable. Learning new words can be so much fun! Children will get to make simple cup drums and use the drums to learn the sound of words!



- **Book Recommendation**
 - **Title:** Tanka tanka skunk!: sounds like drums
 - **Author:** Steve Webb
 - **Section:** Early Literacy Picture Books / Non-Fiction
 - **Call No:** English 821 WEB
 - **Book Review:**
 - Meet Tanka, the elephant and his friend Skunka. Say their names together and they sound like drums! Tanka Skunka, Tanka Skunka, Tanka Tanka Skunk! They have lots of friends for you to meet. So say their names to the Tanka Skunka beats!

THANK YOU.